

# Huawei.H12-311-ENU.v2022-06-28.q206

<b>Exam Code:</b>	H12-311-ENU
<b>Exam Name:</b>	Huawei Certified ICT Associate-Wireless Local Area Network
<b>Certification Provider:</b>	Huawei
<b>Free Question Number:</b>	206
<b>Version:</b>	v2022-06-28
<b># of views:</b>	4374
<b># of Questions views:</b>	2060
<a href="https://www.exam-tests.com/H12-311-ENU-exam/Huawei.H12-311-ENU.v2022-06-28.q206.html">https://www.exam-tests.com/H12-311-ENU-exam/Huawei.H12-311-ENU.v2022-06-28.q206.html</a>	

## NEW QUESTION: 1

Configure the authentication mode of the AP. What are the authentication modes supported by the AP (Select 3 Answers)?

- A. mac-auth
- B. mac-sn-auth
- C. sn-auth
- D. no-auth

**Answer: A,C,D (LEAVE A REPLY)**

## NEW QUESTION: 2

Regarding the functional characteristics of the AP6010SN, the following statement is correct (Select 2 Answers).

- A. AP6010SN not only has built-in antenna, but also can be installed with an external antenna.
- B. AP6010SN supports WDS function, which can realize point-to-point and point-to-multipoint wireless bridging
- C. The AP6010SN has an Ethernet interface that supports 802.3af PoE power supply standards.
- D. AP6010SN is an indoor distributed AP that only supports working in the 2.4GHz band.

**Answer: B,C (LEAVE A REPLY)**

## NEW QUESTION: 3

802.11 has three frame types, what are they? (Multiple choice)

- A. Data frame
- B. Business frame

C. Management frame

D. Control frame

**Answer: A,C,D ([LEAVE A REPLY](#))**

**NEW QUESTION: 4**

In the term of PoE, what does the AP belong to?

A. PI

B. PSU

C. PD

D. PSE

**Answer: D ([LEAVE A REPLY](#))**

**NEW QUESTION: 5**

The IEEE 802.11 standard used to define roaming is

A. IEEE 802.11c

B. IEEE 802.11r

C. IEEE 802.11h

D. IEEE 802.11j

**Answer: B ([LEAVE A REPLY](#))**

**NEW QUESTION: 6**

Which of the following transfer rates is not supported by 802.11g?

A. 65Mbps

B. 9Mbps

C. 54Mbps

D. 12Mbps

**Answer: A ([LEAVE A REPLY](#))**

**NEW QUESTION: 7**

What series of switches of Huawei can the Huawei plug-in controller ACU2 board apply for? (Multiple Choice)

A. S9700 series switches

B. S12700 series switches

C. S6700 series switches

D. S7700 series switches

**Answer: ([SHOW ANSWER](#))**

**NEW QUESTION: 8**

If an AP has been added offline, the AP can go online directly without authentication.

A. False

B. True

**Answer: B (LEAVE A REPLY)**

**NEW QUESTION: 9**

Which of the following options are the basic functions for configuring Huawei wireless controllers (Select 3 Answers)?

- A. Configure Radio template
- B. Configure AC WLAN source interface
- C. Configure AC country code
- D. Configure AC-ID

**Answer: B,C,D (LEAVE A REPLY)**

**NEW QUESTION: 10**

In the WDS network, the leaf API port root AP must use the same channel to successfully establish a link.

- A. FALSE
- B. TRUE

**Answer: B (LEAVE A REPLY)**

**NEW QUESTION: 11**

In terms of PoE, AP belong to which?

- A. PSE
- B. PSU
- C. PD
- D. PI

**Answer: C (LEAVE A REPLY)**

**NEW QUESTION: 12**

According to the following configuration example, the following statement is correct.

```
[AC] dhcp enable
[AC] interface VLANif100
[AC-VLANif100] ip address 10.1.100.1 24
[AC-VLANif100] dhcp select interface
[AC-VLANif100] quit
```

- A. If VLAN 100 is the management VLAN where the AP is located, the option 43 field in the DHCP message received by the AP should be 10.1.100.1.
- B. The DHCP service is enabled by default in the global mode, so the dhcp enable can be configured.

The

- C. dhcp select interface command enables the DHCP client function on the interface of VLAN 100.

D. If VLAN 100 is a user VLAN, the gateway is 10.1.100.1 and the mask is 255.255.255.0 after the user receives the address.

**Answer: D ([LEAVE A REPLY](#))**

**NEW QUESTION: 13**

20dBm is equivalent to mW.

- A. 100
- B. 1000
- C. 500
- D. 200

**Answer: ([SHOW ANSWER](#))**

**NEW QUESTION: 14**

What kinds of VLANs are involved in the WLAN configuration (Select 3 Answers)?

- A. Service VLAN
- B. Authentication VLAN
- C. User VLAN
- D. Management VLAN

**Answer: ([SHOW ANSWER](#))**

**NEW QUESTION: 15**

How to deal with the failure of AP and AC version mismatch on a large number of devices.

- A. Upgrade the versions to match each other.
- B. Replace the switch
- C. Check if the POE power supply is normal.
- D. Replace the AP device.

**Answer: A ([LEAVE A REPLY](#))**

**NEW QUESTION: 16**

In the 802.11 frame, what is the interframe interval between RTS and CTS?

- A. IFS
- B. DIFS
- C. PIFS
- D. SIFS

**Answer: ([SHOW ANSWER](#))**

**Valid H12-311-ENU Dumps** shared by BraindumpsPass.com for Helping Passing H12-311-ENU Exam! BraindumpsPass.com now offer the **newest H12-311-ENU exam dumps**, the BraindumpsPass.com H12-311-ENU exam **questions have been updated**

and **answers have been corrected** get the **newest** BraindumpsPass.com H12-311-ENU dumps with Test Engine here: <https://www.braindumpsPass.com/Huawei/H12-311-ENU-practice-exam-dumps.html> (300 Q&As Dumps, **40%OFF** Special Discount: **Exam-Tests**)

**NEW QUESTION: 17**

What is the area covered by a single AP called?

- A. SSA
- B. TSA
- C. ESA
- D. BSA

Answer: ([SHOW ANSWER](#))

**NEW QUESTION: 18**

In the outdoor deployment of WLAN, to prevent obstacles from interfering, just ensure that the antenna height is higher than the obstacle.

- A. True
- B. False

Answer: B ([LEAVE A REPLY](#))

**NEW QUESTION: 19**

What is the area covered by a single AP?

- A. ESA
- B. SSA
- C. BSA
- D. TSA

Answer: C ([LEAVE A REPLY](#))

**NEW QUESTION: 20**

Which technology is below the wireless metropolitan area network?

- A. Bluetooth
- B. 2G/3G
- C. WLAN
- D. WiMAX

Answer: ([SHOW ANSWER](#))

**NEW QUESTION: 21**

In the WDS deployment, which types of bridge networking modes are included (Select 3 Answers)?

- A. Point-to-multipoint mode
- B. Point-to-point mode

- C. Relay bridge mode
- D. Multi-point to multi-point mode

**Answer:** ([SHOW ANSWER](#))

**NEW QUESTION: 22**

Which of the following commands is to add GE 0/0/1 of Huawei access switch to VLAN 100?

- A. interface GigabitEthernet 0/0/1 Port link-type access Port default VLAN 100
- B. interface GigabitEthernet 0/0/1 Port link-type trunk VLAN 100
- C. interface GigabitEthernet 0/0/1 Port link-type trunk Trunk allow-pass VLAN 100
- D. interface GigabitEthernet 0/0/1 Port link-type access Port allow-pass VLAN 100

**Answer:** ([SHOW ANSWER](#))

**NEW QUESTION: 23**

Which of the following AP modes does not belong to WDS network?

- A. Root AP
- B. Leaf AP
- C. Middle AP
- D. Bridge AP

**Answer:** D ([LEAVE A REPLY](#))

**NEW QUESTION: 24**

Which of the following statements are correct? (Multiple choice)

- A. When the user obtains the IP address successfully, the user triggers the HTTP packet of the user. In this case, the user is forced to redirect to the portal server to perform the authentication process.
- B. WPA2 uses 802.1X authentication
- C. WPA2 PSK authentication requires the user to enter username and password to connect
- D. WAPI is China's wireless LAN national standard system

**Answer:** A,B,D ([LEAVE A REPLY](#))

**NEW QUESTION: 25**

The roaming of the terminal in different VLANs belongs to.

- A. Three-layer roaming
- B. Four-layer roaming
- C. Layer 2 roaming
- D. Seamless AP roaming

**Answer:** A ([LEAVE A REPLY](#))

**NEW QUESTION: 26**

Use the display ap all command on the Huawei AC. what can you not view?

- A. MAC of AP
- B. Type of AP
- C. AP channel
- D. Operating status of AP

**Answer: C ([LEAVE A REPLY](#))**

**NEW QUESTION: 27**

WEP encryption' data algorithm using which algorithm?

- A. RC4
- B. asymmetric encryption
- C. CCMP
- D. AES

**Answer: A ([LEAVE A REPLY](#))**

**NEW QUESTION: 28**

What is the default authentication mode supported by AP?

- A. mac-sn-auth
- B. sn-auth
- C. no-auth
- D. mac-auth

**Answer: ([SHOW ANSWER](#))**

**NEW QUESTION: 29**

Which of the following technologies works at 5 GHz (Select 2 Answers)?

- A. Radar
- B. Digital Satellite
- C. Infrared
- D. Bluetooth

**Answer: A,B ([LEAVE A REPLY](#))**

**NEW QUESTION: 30**

Which is the longest interval between 802.11 frames?

- A. SIFS
- B. IFS
- C. PIFS
- D. DIFS

**Answer: D ([LEAVE A REPLY](#))**

**NEW QUESTION: 31**

In WLAN, the AP has been always working in a half-duplex state.

A. False

B. True

Answer: B ([LEAVE A REPLY](#))

**Valid H12-311-ENU Dumps** shared by BraindumpsPass.com for Helping Passing H12-311-ENU Exam! BraindumpsPass.com now offer the **newest H12-311-ENU exam dumps**, the BraindumpsPass.com H12-311-ENU exam **questions have been updated** and **answers have been corrected** get the **newest** BraindumpsPass.com H12-311-ENU dumps with Test Engine here: <https://www.braindumps.com/Huawei/H12-311-ENU-practice-exam-dumps.html> (300 Q&As Dumps, **40%OFF Special Discount: Exam-Tests**)

**NEW QUESTION: 32**

Which is the longest interval of 802.11 interframe?

A. IFS

B. SIFS

C. PIFS

D. DIFS

Answer: D ([LEAVE A REPLY](#))

**NEW QUESTION: 33**

Each AC device needs to specify the source IP address of the AC to establish a CAPWAP tunnel with the AP. One AC can specify up to two WLAN source IP addresses.

A. False

B. True

Answer: ([SHOW ANSWER](#))

**NEW QUESTION: 34**

When the coverage area is more and more severe in the 1 channel of the 2.4 GHz band, adjusting the device to 3 channels can effectively reduce interference.

A. True

B. False

Answer: B ([LEAVE A REPLY](#))

**NEW QUESTION: 35**

Which of the following channels are overlapping channels in WLAN 2.4 GHz band?

A. 4 and 10

B. 4 and 8

C. 3 and 8

D. 6 and 11

**Answer: B ([LEAVE A REPLY](#))**

**NEW QUESTION: 36**

Which of the following commands can view the current AP license resource usage?

- A. display ap all
- B. display license resource usage
- C. display license esn
- D. display license state

**Answer: B ([LEAVE A REPLY](#))**

**NEW QUESTION: 37**

BSS is called Basic Service Set, and BSS can be divided into Independent BSS and Infrastructure BSS.

- A. False
- B. True

**Answer: B ([LEAVE A REPLY](#))**

**NEW QUESTION: 38**

For a wireless network with WPA2 PSK authentication and SSID broadcast, the user can double-click on the SSID and enter the correct username and password to access the network.

- A. TRUE
- B. FALSE

**Answer: B ([LEAVE A REPLY](#))**

**NEW QUESTION: 39**

Which of the following standards organizations is proposed by the CAPWAP protocol?

- A. ETSI
- B. IETF
- C. CCC
- D. FCC

**Answer: ([SHOW ANSWER](#))**

**NEW QUESTION: 40**

The choice of WLAN coverage antenna, for narrow and long areas, it is recommended to select (), open a short distance area, it is recommended to select ().

- A. directional antenna; directional antenna
- B. omnidirectional antenna; omnidirectional antenna
- C. directional antenna; omnidirectional antenna
- D. omnidirectional antenna; directional antenna

**Answer: (SHOW ANSWER)**

**NEW QUESTION: 41**

Which of the following cannot be used by Huawei AC6005 for configuration?

- A. eSight
- B. LLDP
- C. CLI
- D. WEB

**Answer: B (LEAVE A REPLY)**

**NEW QUESTION: 42**

Regarding the two major standards of PoE, the following statement is incorrect (Select 2 Answers).

The

- A. 802.af standard was established in 2009, and the maximum output power is 30W.
- B. 802.af, also known as PoE+, is compatible with 802.at devices.
- C. 802.at, also known as PoE+, is compatible with 802.af devices.
- D. 802.at supports four power levels and only supports Category 5 lines.

**Answer: A,B (LEAVE A REPLY)**

**NEW QUESTION: 43**

The CAPWAP protocol supports both Split Mac and Local Mac modes of operation.

- A. False
- B. True

**Answer: B (LEAVE A REPLY)**

**NEW QUESTION: 44**

What are the processes for access WLAN users? (Multiple choice)

- A. Certified
- B. Scan to find surrounding wireless services
- C. Security check
- D. Linking

**Answer: A,B,D (LEAVE A REPLY)**

**NEW QUESTION: 45**

The following statement is correct (Select 2 Answers)?

- A. The web authentication is triggered by the user's http packet before the IP address is successfully obtained. At this time, the user is forced to redirect to the portal server to perform the authentication process.
- B. WPA only supports one encryption technology of TKIP
- C. WPA2 uses 802.1X authentication

D. When the user obtains the IP address successfully, the user triggers the HTTP packet of the user. At this time, the user is forced to redirect to the portal server to perform the authentication process.

**Answer:** ([SHOW ANSWER](#))

#### **NEW QUESTION: 46**

What is the correct description of the thin AP below?

- A. Thin AP can implement 802.1X authentication, encryption and other functions. Others such as QoS and roaming functions are implemented on the wireless controller.
- B. Thin AP cannot be configured separately and must be used with the wireless controller.
- C. Thin AP is also known as a wireless router.
- D. Thin AP is gradually replaced by fat AP due to lack of function.

**Answer:** B ([LEAVE A REPLY](#))

**Valid H12-311-ENU Dumps** shared by BraindumpsPass.com for Helping Passing H12-311-ENU Exam! BraindumpsPass.com now offer the **newest H12-311-ENU exam dumps**, the BraindumpsPass.com H12-311-ENU exam **questions have been updated** and **answers have been corrected** get the **newest** BraindumpsPass.com H12-311-ENU dumps with Test Engine here: <https://www.braindumpsPass.com/Huawei/H12-311-ENU-practice-exam-dumps.html> (300 Q&As Dumps, **40%OFF Special Discount: Exam-Tests**)

#### **NEW QUESTION: 47**

Capacity planning mainly estimates the number of APs needed to meet the traffic volume in terms of device performance, number of users, bandwidth requirements, and wireless environment.

- A. TRUE
- B. FALSE

**Answer:** A ([LEAVE A REPLY](#))

#### **NEW QUESTION: 48**

A company wants to deploy WLAN. The company has purchased a number of wireless APs that support 802.11n. When the WLAN is deployed, only 802.11n wireless clients can connect to the company's WLAN.

- A. False
- B. True

**Answer:** ([SHOW ANSWER](#))

**NEW QUESTION: 49**

If a WLAN network fails, engineer A needs to locate the fault. Which of the following fault location process is correct?

1. Check if the air interface signal is normal.
2. Check if the AC and uplink are normal.
3. Check if the AP is working properly.
4. Check if the terminal service is normal.
5. Check if the intermediate network device is working properly.

A. 1-2-3-5-4

B. 4-3-2-5-1

C. 4-1-3-5-2

D. 4-2-5-3-1

**Answer: (SHOW ANSWER)**

**NEW QUESTION: 50**

Regarding the functional characteristics of the AP6010SN, the following statement is correct (Select 2 Answers).

A. AP6010SN is an indoor distributed AP that only supports working in the 2.4GHz band.

B. AP6010SN supports WDS function, which can realize point-to-point and point-to-multipoint wireless bridging

C. The AP6010SN has an Ethernet interface that supports 802.3af PoE power supply standards.

D. AP6010SN not only has built-in antenna, but also can be installed with an external antenna.

**Answer: B,C (LEAVE A REPLY)**

**NEW QUESTION: 51**

In the frame of 802.11, which Address bits represent the frame Address at the receiving end?

A. Address 3

B. Address 1

C. Address 4

D. Address 2

**Answer: B (LEAVE A REPLY)**

**NEW QUESTION: 52**

For the antenna lobe width, which of the following description is correct? (Multiple choice)

A. The terminal can receive the signal only within the half power angle coverage.

B. In the main lobe range, the power density decreases by half (3dB) relative to the maximum radiation direction.

- C. The pattern usually has two or more petals
- D. The narrower the lobes, the better the directionality, the farther the radiation distance, the stronger the anti-interference ability

**Answer:** ([SHOW ANSWER](#))

#### **NEW QUESTION: 53**

Among the following options, what are the reasons why the AP can't be online? (Multiple choice)

- A. The configuration of the DHCP address pool is incorrect, which cause the AP cannot obtain an address.
- B. The controller adopts the no-auth authentication mode.
- C. AP uses static discovery, but the IP configuration of the AC is incorrect.
- D. The version of the AP is inconsistent with the version of the AC.

**Answer:** A,C,D ([LEAVE A REPLY](#))

#### **NEW QUESTION: 54**

To create a user for Huawei's AC, first use the aaa command to enter the view.

- A. False
- B. True

**Answer:** ([SHOW ANSWER](#))

#### **NEW QUESTION: 55**

The gain of the antenna can be explained by .

- A. The ability of the antenna to collect or emit electromagnetic waves in all directions
- B. The ability of the antenna to amplify high-frequency electrical signals
- C. Amplification ability of electromagnetic waves
- D. The ability of the antenna to collect or transmit electromagnetic waves in a certain direction

**Answer:** ([SHOW ANSWER](#))

#### **NEW QUESTION: 56**

Use the signal scanning tool inSSIDer to scan the hidden SSID name to the nearby WIFI.

- A. True
- B. False

**Answer:** A ([LEAVE A REPLY](#))

#### **NEW QUESTION: 57**

When only one interface of the AC is connected to the aggregation layer switch, the user traffic is directly transmitted through the aggregation switch to the public network.

- A. Direct connection mode + tunnel forwarding
- B. Side-by-side mode + tunnel forwarding

- C. Side-by-side mode + direct forwarding
- D. Direct connection mode + direct forwarding

**Answer: C ([LEAVE A REPLY](#))**

**NEW QUESTION: 58**

The user authentication-based security policy that is currently used extensively in enterprise networks is (Select 2 Answers).

- A. WPA1 PSK+TKIP/CCMP
- B. WPA1 802.1X+TKIP/CCMP
- C. WPA2 PSK+TKIP/CCMP
- D. WPA2 802.1X+TKIP/CCMP

**Answer: ([SHOW ANSWER](#))**

**NEW QUESTION: 59**

What are the reasons why users may not be able to connect to the WLAN properly? (Multiple choice)

- A. There are many sources of signal interference around
- B. AP is blacklisted
- C. Weak wireless signal
- D. AP has too many connected users

**Answer: ([SHOW ANSWER](#))**

**NEW QUESTION: 60**

AAA is a management framework that is implemented using more common protocols.

- A. CAPWAP
- B. RADIUS
- C. 802.11a/b/g/n
- D. 802.1X

**Answer: B ([LEAVE A REPLY](#))**

**NEW QUESTION: 61**

For the networking architecture of the AC+thin AP, the following description is wrong.

- A. Management of APs and users must be implemented through the network management system
- B. AP can't work alone, it needs to be maintained and managed by AC centralized agent.
- C. It can enhance service QoS, security and other functions through AC.
- D. The AP itself has zero configuration and is suitable for large-scale networking.

**Answer: A ([LEAVE A REPLY](#))**

**Valid H12-311-ENU Dumps** shared by BraindumpsPass.com for Helping Passing H12-311-ENU Exam! BraindumpsPass.com now offer the **newest H12-311-ENU exam dumps**, the BraindumpsPass.com H12-311-ENU exam **questions have been updated** and **answers have been corrected** get the **newest** BraindumpsPass.com H12-311-ENU dumps with Test Engine here: <https://www.braindumps.com/Huawei/H12-311-ENU-practice-exam-dumps.html> (300 Q&As Dumps, **40%OFF Special Discount: Exam-Tests**)

**NEW QUESTION: 62**

Which type of message is used in the 802.11 frame for the terminal to receive data packets in the power saving mode?

- A. PS-Poll
- B. CTS
- C. RTS
- D. ACK

**Answer: B (LEAVE A REPLY)**

**NEW QUESTION: 63**

For dBm, dB, dBi, which of the following descriptions are correct? (Multiple Choice)

- A. dBm: characterizing the absolute value of power
- B. If A antenna is 12dBi and B antenna is 14dBi, it can be said that A is 2dBi smaller than B.
- C. dBi and dBd: characterizing the relative value of the gain
- D. dB: characterizing the relative value of power

**Answer: A,C,D (LEAVE A REPLY)**

**NEW QUESTION: 64**

According to the following output, the following statement is correct (Select 2 Answers).

<Quidway> display device

AC6605-26-PWR's Device status:

Slot Sub Type Online Power Register Status Role

0 - AC6605-26 Present PowerOn Registered Normal Master

POWER Present PowerOn Registered Normal NA

- A. The user is currently on the wireless side of the AC.
- B. According to the output, the AC6605 adopts the POE power supply module.
- C. Currently the user is on the wired side of the AC.
- D. To achieve the relevant configuration of the WLAN, the user must first switch to the wireless side through CTRL+Y.

**Answer: C,D (LEAVE A REPLY)**

**NEW QUESTION: 65**

If a wireless client wants to connect to a WLAN through an AP, what does it connect to over the wireless network?

- A. SSID
- B. BSA
- C. BSID
- D. IBSS

**Answer: A (LEAVE A REPLY)**

**NEW QUESTION: 66**

The number of user terminals in an indoor WLAN network is 300, and the peak concurrency rate is 70%. The terminal supports the 2.4 GHz and 5 GHz frequency bands. According to the maximum number of users per AP dual-frequency, at least () APs can meet the capacity requirements.

- A. 7
- B. 8
- C. 5
- D. 6

**Answer: D (LEAVE A REPLY)**

**NEW QUESTION: 67**

The correct statement about WDS is (Select 2 Answers)?

- A. WDS uses the 2.4GHz band as the bridge frequency band by default.
- B. Connect two separate LAN segments through a wireless bridge and provide data transmission between them
- C. Scalability is good, and there is no need to lay new wired connections and deploy more APs
- D. Huawei indoor AP does not support WDS function.

**Answer: B,C (LEAVE A REPLY)**

**NEW QUESTION: 68**

The power of Huawei indoor put installation is commonly () mW.

- A. 800
- B. 500
- C. 50
- D. 100

**Answer: D (LEAVE A REPLY)**

**NEW QUESTION: 69**

Which methods are commonly used to solve same frequency interference? (Multiple choice)

- A. use omni-directional antenna to cover
- B. reuse reasonable frequency, to ensure that the same channel will not be available in the same or adjacent coverage area
- C. use obstacles for natural isolation
- D. adjust the AP transmission power, adjust the feeder

**Answer: B,C,D ([LEAVE A REPLY](#))**

#### **NEW QUESTION: 70**

Rural households can use the outdoor AP+CPE network of the base station to convert the WLAN signal into a wired signal to connect to the computer and support dial-up access.

- A. True
- B. False

**Answer: A ([LEAVE A REPLY](#))**

#### **NEW QUESTION: 71**

TKIP encryption is more secure than WEP encryption because (Select 3 Answers).

- A. Using a stronger data verification algorithm
- B. Added a key distribution mechanism, no longer using a single key
- C. Adopt a longer IV
- D. Adopting a more complex encryption algorithm

**Answer: ([SHOW ANSWER](#))**

#### **NEW QUESTION: 72**

Which country or region is ETSI a standard organization?

- A. United States
- B. China
- C. Japan
- D. Europe

**Answer: D ([LEAVE A REPLY](#))**

#### **NEW QUESTION: 73**

IEEE is the standard organization responsible for the use of wireless frequencies in the United States.

- A. False
- B. True

**Answer: A ([LEAVE A REPLY](#))**

#### **NEW QUESTION: 74**

Capacity planning mainly estimates the number of APs needed to meet the traffic volume in terms of device performance, number of users, bandwidth requirements, and wireless environment.

A. False

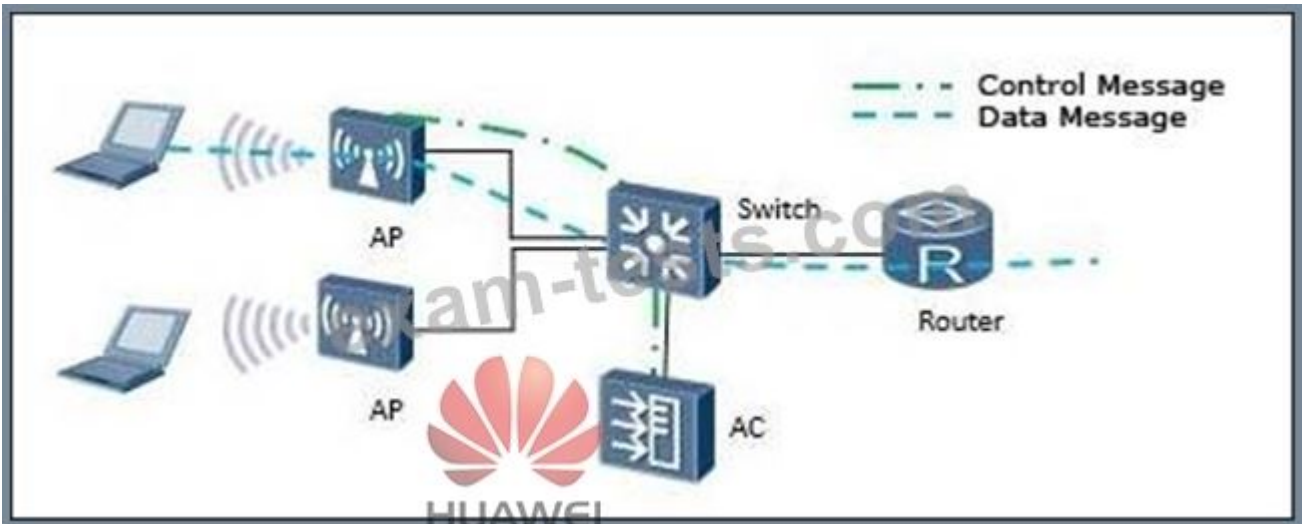
B. True

Answer: B ([LEAVE A REPLY](#))

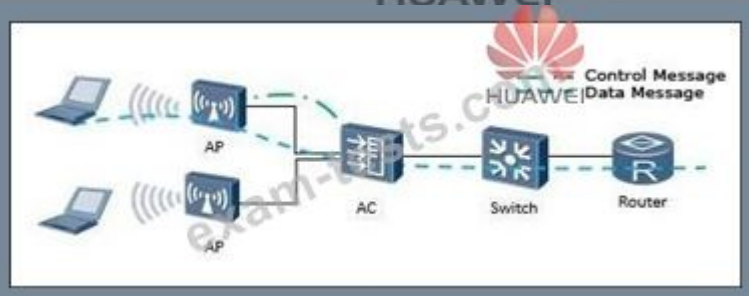
**NEW QUESTION: 75**

As shown as the following WLAN networking diagrams, which does belong to AC side-by-side and data direct forwarding mode?

A.

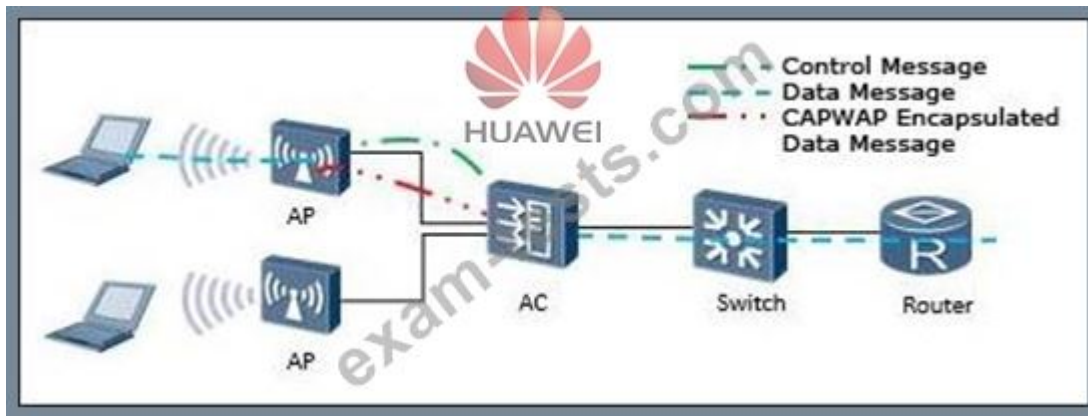


B.



C.





D.

Answer: ([SHOW ANSWER](#))

### NEW QUESTION: 76

Among the following obstacles, has the greatest loss of wireless signals.

- A. 200mm Concrete wall
- B. Glass
- C. Gypsum ceiling
- D. 120mm Brick wall

Answer: ([SHOW ANSWER](#))

**Valid H12-311-ENU Dumps** shared by BraindumpsPass.com for Helping Passing H12-311-ENU Exam! BraindumpsPass.com now offer the **newest H12-311-ENU exam dumps**, the BraindumpsPass.com H12-311-ENU exam **questions have been updated** and **answers have been corrected** get the **newest** BraindumpsPass.com H12-311-ENU dumps with Test Engine here: <https://www.braindumps.com/Huawei/H12-311-ENU-practice-exam-dumps.html> (300 Q&As Dumps, **40%OFF Special Discount: Exam-Tests**)

### NEW QUESTION: 77

The power of the indoor AP is generally mW.

- A. 800
- B. 50
- C. 100
- D. 500

Answer: C ([LEAVE A REPLY](#))

### NEW QUESTION: 78

How many subcarriers can 802.11a use to transmit data in 20M mode?

- A. 52
- B. 56

C. 54

D. 48

Answer: ([SHOW ANSWER](#))

**NEW QUESTION: 79**

Which of the following standard is set by WiFi Alliance? (Multiple Choice)

A. 802.11i

B. 802.11a/b/g/n

C. WPA

D. WPA2

Answer: C,D ([LEAVE A REPLY](#))

**NEW QUESTION: 80**

What are the common causes for AP can't get IP address? (Multiple Choice)

A. POE Power supply failure

B. Intermediate network problem

C. address pool use up

D. the configuration of address pool is not correct

Answer: ([SHOW ANSWER](#))

**NEW QUESTION: 81**

The AC performs a load balancing process based on the information.

A. AC periodically queries the number of STAs associated with an AP.

B. The AP periodically sends information about the STA associated with it to the AC.

C. STA periodically reports the currently associated AP ID.

D. STA periodically searches for the AP information and reports the AP ID through the associated AP.

Answer: C ([LEAVE A REPLY](#))

**NEW QUESTION: 82**

What is the Chinese name of SSID?

A. Service set identifier

B. Basic service area

C. Basic service set

D. Extended service set

Answer: ([SHOW ANSWER](#))

**NEW QUESTION: 83**

In the WDS network, which links can be established with the leaf AP? (Multiple Choice)

A. Root AP

B. Leaf AP

C. Middle AP

D. Master AP

**Answer: A,C (LEAVE A REPLY)**

**NEW QUESTION: 84**

Which of the following statement about ap-group is correct? (Multiple choice)

A. AP in the same ap-group can perform SSID configuration uniformly.

B. If you do not configure, all APs belong to ap-group default by default.

C. APs in the same ap-group can call the same security policy uniformly.

D. AP can belong to two ap-groups at the same time, so that roaming is more optimized.

**Answer: A,B,C (LEAVE A REPLY)**

**NEW QUESTION: 85**

In TKIP encryption, which bit is the length of IV vector?

A. 64

B. 24

C. 48

D. 12

**Answer: C (LEAVE A REPLY)**

**NEW QUESTION: 86**

If the AP fails to go online, which of the following commands can locate the AP because the version does not match?

A. display ac all

B. display ap global configuration

C. display ap all

D. display current-configuration

**Answer: C (LEAVE A REPLY)**

**NEW QUESTION: 87**

In the PoE terminology, the PSU is called the Power Supply Unit, which refers to the power supply unit, such as the Ethernet interface of the PoE switch.

A. False

B. True

**Answer: A (LEAVE A REPLY)**

**NEW QUESTION: 88**

When the channel interference of the 2.4 GHz band is large and severe, the device is adjusted to 3 channels, which can effectively reduce interference.

A. False

B. True

**Answer: A (LEAVE A REPLY)**

**NEW QUESTION: 89**

In the frame of 802.11, when Network employs WDS Model to improve the signal, what are the values of To DS and From DS?

- A. 1, 1
- B. 0, 1
- C. 1, 0
- D. 0, 0

**Answer: A (LEAVE A REPLY)**

**NEW QUESTION: 90**

What are the main contents of the CAPWAP protocol? (Multiple choice)

- A. AC manages the AP and delivers the service configuration.
- B. AP automatic discovery of AC and state machine operation and maintenance of AP&AC
- C. Define the transmission rate of the MAC layer and the physical layer
- D. STA data encapsulates the CAPWAP tunnel for forwarding

**Answer: (SHOW ANSWER)**

**NEW QUESTION: 91**

What are the technical advantages of 802.11n over 802.11a/b/g?

- A. Maximum theoretical transmission rate is increased to 600Mbps
- B. The other three items are correct
- C. Support MIMO technology
- D. Downward compatible with 802.11a/b/g protocol

**Answer: C (LEAVE A REPLY)**

**Valid H12-311-ENU Dumps** shared by BraindumpsPass.com for Helping Passing H12-311-ENU Exam! BraindumpsPass.com now offer the **newest H12-311-ENU exam dumps**, the BraindumpsPass.com H12-311-ENU exam **questions have been updated** and **answers have been corrected** get the **newest** BraindumpsPass.com H12-311-ENU dumps with Test Engine here: <https://www.braindumpspass.com/Huawei/H12-311-ENU-practice-exam-dumps.html> (**300 Q&As Dumps, 40%OFF Special Discount: Exam-Tests**)

**NEW QUESTION: 92**

What is the China WLAN security mandatory standard?

- A. WAPI
- B. WLAN

- C. WiFi
- D. WiMax

**Answer: A ([LEAVE A REPLY](#))**

**NEW QUESTION: 93**

The networking mode can be divided into a Layer 2 networking mode and a Layer 3 networking mode based on the network architecture between the AP and the AC.

- A. False
- B. True

**Answer: B ([LEAVE A REPLY](#))**

**NEW QUESTION: 94**

What are the diagnostic commands commonly used in WLAN networks? (Multiple Choice)

- A. Display
- B. Ping
- C. Trace
- D. Show

**Answer: A,B,C,D ([LEAVE A REPLY](#))**

**NEW QUESTION: 95**

About the AP access control mode, which of the following statements is wrong? (Multiple choice)

- A. By configuring the AP offline also need certification before they can automatically access
- B. By default AP under the control of the access method is not AC Certification
- C. If the AP uses the MAC access control authentication, MAC authentication list outside the AP can also let the on-line manual confirmation
- D. the white list based on MAC authentication, the authentication can be based on the SN

**Answer: A,B ([LEAVE A REPLY](#))**

**NEW QUESTION: 96**

In the 802.1X protocol, you must have the ability to authenticate and authorize users (Select 3 Answers).

- A. authentication server
- B. certifier
- C. eSight server
- D. client

**Answer: A,B,D ([LEAVE A REPLY](#))**

**NEW QUESTION: 97**

When the two-channel center frequency distance is less than or equal to 25 MHz, there is an overlapping area between the channels, and there may be some interference. Therefore, in order to avoid adjacent channel interference in adjacent area channel planning, the same channel is not allowed.

A. True

B. False

Answer: B ([LEAVE A REPLY](#))

#### NEW QUESTION: 98

The modulation methods adopted by DSSS are BPSK and QPSK respectively.

A. False

B. True

Answer: B ([LEAVE A REPLY](#))

#### NEW QUESTION: 99

The upgrade operation of the Huawei wireless controller AC6605 can only be performed on the wired side of the controller.

A. False

B. True

Answer: B ([LEAVE A REPLY](#))

#### NEW QUESTION: 100

Which of the following security policies does the Mesh network support?

A. WPA2-802.1X-AES

B. WPA2+PSK+AES

C. WPA+PSK+TKIP

D. WAPI-PSK

Answer: B ([LEAVE A REPLY](#))

#### NEW QUESTION: 101

In China, which of the following is the outdoor WLAN band supported by the Radio Management Committee?

A. 2.4-2.4835GHz

B. 5.725-5.850GHz

C. 5.15-5.25GHz

D. 5.25-5.35GHz

Answer: ([SHOW ANSWER](#))

#### NEW QUESTION: 102

The following statement about the region is correct (Select 3 Answers)?

- A. AP region is laid in three types: dense placement, discrete deployment, and normal deployment.
- B. If you do not configure, all APs belong to region 0 by default.
- C. APs belonging to the same region will uniformly adjust the RF channel and power.
- D. An AP can belong to two regions at the same time, so that roaming is more optimized.

**Answer: A,B,C (LEAVE A REPLY)**

#### **NEW QUESTION: 103**

Regarding the two major standards of PoE, the following statement is incorrect (Select 2 Answers). The

- A. 802.at, also known as PoE+, is compatible with 802.af devices.
- B. 802.af, also known as PoE+, is compatible with 802.at devices.
- C. 802.at supports four power levels and only supports Category 5 lines.
- D. 802.af standard was established in 2009, and the maximum output power is 30W.

**Answer: B,D (LEAVE A REPLY)**

#### **NEW QUESTION: 104**

Engineer A used many utilize used equipment APs during the project rectification process. It was found that some APs could go online, and some APs could not go online. Which of the following descriptions are correct? (Multiple Choice)

- A. AP authentication mode is no-auth. Since the batch AP is utilize used equipment AP, the AP that can go online may have been online on this AC.
- B. AP authentication method is sn-auth. Since the batch AP is utilize used equipment AP, the AP that can go online may be online on this AC.
- C. AP authentication mode is mac-auth. Since the batch AP is utilize used equipment AP, the AP that can go online may be online on this AC.
- D. AP authentication mode is no-auth. If the AP is not online, it is likely that the AP itself is faulty.

**Answer: B,C,D (LEAVE A REPLY)**

#### **NEW QUESTION: 105**

In the following options, which one the signal scan tool inderer cannot scan?

- A. Signal strength
- B. Channel
- C. Encryption method
- D. Power

**Answer: D (LEAVE A REPLY)**

#### **NEW QUESTION: 106**

Which of the following wireless frames belong to the Control Frame (Select 3 Answers)?

- A. PS-Poll

- B. RTS
- C. Beacon
- D. CTS

**Answer: A,C,D ([LEAVE A REPLY](#))**

**Valid H12-311-ENU Dumps** shared by BraindumpsPass.com for Helping Passing H12-311-ENU Exam! BraindumpsPass.com now offer the **newest H12-311-ENU exam dumps**, the BraindumpsPass.com H12-311-ENU exam **questions have been updated** and **answers have been corrected** get the **newest** BraindumpsPass.com H12-311-ENU dumps with Test Engine here: <https://www.braindumpspass.com/Huawei/H12-311-ENU-practice-exam-dumps.html> (**300 Q&As Dumps, 40%OFF Special Discount: Exam-Tests**)

**NEW QUESTION: 107**

What is the command for the Huawei AC6605 to switch between the wired side and the wireless side?

- A. Ctrl+X
- B. Ctrl+B
- C. Ctrl+Z
- D. Ctrl+Y

**Answer: ([SHOW ANSWER](#))**

**NEW QUESTION: 108**

In the following priority queues, the queue has the highest default priority.

- A. AC-VI
- B. AC-VO
- C. AC-BK
- D. AC-BE

**Answer: B ([LEAVE A REPLY](#))**

**NEW QUESTION: 109**

Which is the following statement is correct about the introduction of WLAN frequency planning? (Multiple Choice)

- A. 2.4GHz general use 1,6,11 three non-overlapping channels for coverage
- B. 5GHz in China generally have 23 non-overlapping channels available
- C. microwave interference will occur in the 2.4GHz frequency band full
- D. If the AP is dual-band, it is recommended to use 5G priority function

**Answer: A,D ([LEAVE A REPLY](#))**

**NEW QUESTION: 110**

In the following Huawei AP, which can support 802.11ac? (Multiple Choice)

- A. AP9030DN
- B. AP7050DE
- C. AP6010DN-AGN
- D. AP9132DN

Answer: A,B,D ([LEAVE A REPLY](#))

**NEW QUESTION: 111**

When the AC is a side-by-side networking, if the data is directly forwarded, the data stream () AC; if the data is in tunnel forwarding mode, the data Stream AC.

- A. No pass, no pass
- B. After passing through not
- C. No pass, pass
- D. After passing through

Answer: ([SHOW ANSWER](#))

**NEW QUESTION: 112**

Three APs are deployed on the first floor of a building. The channels from left to right are 1, 6, and 11, respectively. The channels of the three APs deployed on the second floor should be divided into () from left to right.

- A. 11 、 6 、 1
- B. 6 、 11 、 1
- C. 1 、 6 、 11
- D. 2 、 7 、 12

Answer: B ([LEAVE A REPLY](#))

**NEW QUESTION: 113**

The following description of the management VLAN is correct.

- A. Mainly responsible for transmitting data when WLAN users access the Internet
- B. PVID VLAN under WLAN ESS interface
- C. Responsible for establishing the CAPWAP tunnel between the AC and the AP.
- D. Service VLAN under the service set template

Answer: C ([LEAVE A REPLY](#))

**NEW QUESTION: 114**

The following is an incorrect way to refer to AP access control (Select 2 Answers).

- A. The configuration whitelist can be authenticated based on the MAC or authenticated based on the SN.
- B. If the AP access control adopts MAC authentication, the AP outside the MAC authentication list can also be online after being manually confirmed.

C. By configuring the AP in the offline state, authentication is required to automatically access the AP.

D. By default, the access control mode of the AP to the AC is not authenticated.

**Answer: C,D ([LEAVE A REPLY](#))**

#### **NEW QUESTION: 115**

If the AP wants to obtain the IP address of the AC through the DNS server, first obtain the IP address of its own IP address, DHCP server, and DNS.

A. True

B. False

**Answer: A ([LEAVE A REPLY](#))**

#### **NEW QUESTION: 116**

When the WLAN is troubleshooting, the AP and AC performing the connectivity test must be online.

A. TRUE

B. FALSE

**Answer: ([SHOW ANSWER](#))**

#### **NEW QUESTION: 117**

The radio subscriber with the same user VLAN and the same SSID can both access the Internet, but they can not visit each other, what is the proper reason that causes this situation?

A. it configures ACL on user's gateway equipment, prevents the mutual visit between users

B. A traffic profile configured with user isolation is invoked in the AP template to prevent mutual access between users.

C. it configured ACL on ACL, preventing the mutual visit between users

D. the configured port isolate on the access AP switch that prevent the mutual visit between user

**Answer: B ([LEAVE A REPLY](#))**

#### **NEW QUESTION: 118**

The architecture of the WLAN is mainly divided into a controller-based Fit AP architecture and a traditional independent Fat AP architecture.

A. True

B. False

**Answer: ([SHOW ANSWER](#))**

#### **NEW QUESTION: 119**

To avoid reconfiguration of data when an AP on the network is faulty, you can quickly replace APs by configuring AP replacement.

- A. False
- B. True

**Answer: B (LEAVE A REPLY)**

#### **NEW QUESTION: 120**

When a data frame is sent and acknowledged, what is the time interval to wait before the next data frame is sent ()?

- A. DIFS
- B. IFS
- C. PIFS
- D. SIFS

**Answer: A (LEAVE A REPLY)**

#### **NEW QUESTION: 121**

With which of the following ways does the antenna get the gain?

- A. Equipment using low standing wave ratio
- B. Make the antenna radiation more concentrated
- C. Using a power amplifier in an antenna system
- D. Using high efficiency antenna feeders

**Answer: (SHOW ANSWER)**

**Valid H12-311-ENU Dumps** shared by BraindumpsPass.com for Helping Passing H12-311-ENU Exam! BraindumpsPass.com now offer the **newest H12-311-ENU exam dumps**, the BraindumpsPass.com H12-311-ENU exam **questions have been updated** and **answers have been corrected** get the **newest** BraindumpsPass.com H12-311-ENU dumps with Test Engine here: <https://www.braindumpspass.com/Huawei/H12-311-ENU-practice-exam-dumps.html> (300 Q&As Dumps, **40%OFF Special Discount: Exam-Tests**)

#### **NEW QUESTION: 122**

Which channels in the 802.11b protocol do not overlap each other (Select 3 Answers)?

- A. 11
- B. 3
- C. 1
- D. 6

**Answer: A,C,D (LEAVE A REPLY)**

**NEW QUESTION: 123**

Regarding the networking architecture of AC+Fit AP, which of the following description is wrong?

- A. AP itself has zero configuration and is suitable for large-scale networking.
- B. AP cannot work alone and need to be maintenance and management by AC centralized agent.
- C. Management of APs and users must be implemented through the network management system
- D. It can enhance service QoS, security and other functions through AC.

**Answer: C ([LEAVE A REPLY](#))**

**NEW QUESTION: 124**

The Barker code is an 11-bit sequence (for example, 10110111000), which has advantages in wireless transmission, which can effectively reduce interference, but reduces efficiency.

- A. False
- B. True

**Answer: B ([LEAVE A REPLY](#))**

**NEW QUESTION: 125**

According to the following configuration example, which of the following is true?

```
[AC] dhcp enable
[AC] interface VLANif100
[AC-VLANif100] ip address 10.1.100.1 24
[AC-VLANif100] dhcp select interface
[AC-VLANif100] quit
```

- A. If VLAN100 is AP's management VLAN, AP will receive DHCP message option 43 fields should be 10.1.100.1
- B. If VLAN100 is user VLAN, the user gateway is 10.1.100.1, the mask is 255.255.255.0
- C. The command of DHCP select interface is on the interface of VLAN 100 can make the DHCP client function
- D. The DHCP service in the global mode has been open defaultly, so the DHCP enable can no longer to configure

**Answer: ([SHOW ANSWER](#))**

**NEW QUESTION: 126**

When using the Huawei AC+FIT AP to set up a mesh network, the AP Zero Touch Configure online is supported.

- A. FALSE
- B. TRUE

**Answer: B ([LEAVE A REPLY](#))**

**NEW QUESTION: 127**

Which of the following commands can be used to view the AP running system version?

(Multiple Choice)

- A. display ap version all
- B. display ap update status all
- C. display ap run-info ap-id x (x is the ID number of the AP)
- D. display ap all

**Answer: (SHOW ANSWER)**

**NEW QUESTION: 128**

Which of the following description about Fit AP is correct?

- A. Fit AP is also known as a wireless router.
- B. Fit AP is gradually being replaced by fat AP due to its long absence.
- C. Fit AP can implement 802.1X authentication, encryption and other functions. Others such as QoS and roaming functions are implemented on the wireless controller.
- D. Fit AP cannot be used alone and must be used with the wireless controller

**Answer: D (LEAVE A REPLY)**

**NEW QUESTION: 129**

If the demand for WLAN capacity is high in a coverage area, the construction method of should be considered.

- A. Outdoor type AP+ directional antenna
- B. Indoor installation
- C. Outdoor distribution system combination road
- D. Indoor distribution system combination road

**Answer: B (LEAVE A REPLY)**

**NEW QUESTION: 130**

Regarding the networking method, the following description is correct.

- A. Compared with the three-layer networking, the second-tier networking is more suitable for large networks such as parks and stadiums.
- B. In the direct connection network, the service data of the AP can directly reach the uplink network without going through the AC.
- C. If the AC's ability to process data is weak, it is recommended to use a side-by-side networking.
- D. The advantage of the three-layer networking is that the configuration is simple and the networking is easy.

**Answer: (SHOW ANSWER)**

**NEW QUESTION: 131**

The networking mode can be divided into direct-connected networking and side-hanging networking based on the location of the AC on the network.

A. False

B. True

Answer: ([SHOW ANSWER](#))

**NEW QUESTION: 132**

WIDS attack detection includes (Select 3 Answers).

A. Microwave interference detection

B. Weak IV attack detection

C. Flood attack detection

D. Spoof attack detection

Answer: B,C,D ([LEAVE A REPLY](#))

**NEW QUESTION: 133**

Configure the authentication mode of the AP.

What are the authentication modes supported by the AP (Select 3 Answers)?

A. sn-auth

B. no-auth

C. mac-auth

D. mac-sn-auth

Answer: A,B,C ([LEAVE A REPLY](#))

**NEW QUESTION: 134**

Antennas are classified by direction and can be classified into antennas and antennas (Select 2 Answers).

A. orientation

B. paraboloid

C. omnidirectional

D. plate shape

Answer: A ([LEAVE A REPLY](#))

**NEW QUESTION: 135**

Which of the following standards organization for the WLAN device is certified to achieve interoperability of WLAN technology?

A. FCC

B. IEEE

C. WiFi Alliance

D. IETF

Answer: ([SHOW ANSWER](#))

**NEW QUESTION: 136**

Which of the following protocol is set by IEEE 802.11 standard? (Multiple choice)

- A. 802.11s
- B. 802.11a/b/g/n
- C. 802.11i
- D. 802.1X

Answer: A,B,C ([LEAVE A REPLY](#))

**Valid H12-311-ENU Dumps** shared by BraindumpsPass.com for Helping Passing H12-311-ENU Exam! BraindumpsPass.com now offer the **newest H12-311-ENU exam dumps**, the BraindumpsPass.com H12-311-ENU exam **questions have been updated** and **answers have been corrected** get the **newest** BraindumpsPass.com H12-311-ENU dumps with Test Engine here: <https://www.braindumps.com/Huawei/H12-311-ENU-practice-exam-dumps.html> (**300 Q&As Dumps, 40%OFF Special Discount: Exam-Tests**)

**NEW QUESTION: 137**

Upgrading AP through FTP Mode need to ensure the servers of AP and FTP can communicate, and the upgraded document of AP can be in the root of FTP.

- A. False
- B. True

Answer: ([SHOW ANSWER](#))

**NEW QUESTION: 138**

Wireless client passive scanning is obtained by receiving what frames to get around the wireless network information?

- A. Association Request frame
- B. Probe Request frame
- C. Authentication frame
- D. Beacon frame

Answer: ([SHOW ANSWER](#))

**NEW QUESTION: 139**

What is the name of the first radio communication network based on packet technology?

- A. NSFnet
- B. ARPANet
- C. ALOHAnet
- D. INTERNET

Answer: ([SHOW ANSWER](#))

**NEW QUESTION: 140**

In a dual-link backup network, what do the APs use to distinguish between the primary AC and the standby AC (Select 3 Answers)?

- A. AC response AP time
- B. AC load situation
- C. Priority
- D. AC IP address

**Answer:** [\(SHOW ANSWER\)](#)

**NEW QUESTION: 141**

The standard of 802.11n use double band (2.4GHz and 5GHz), the maximum theoretical transmission rate can reach to 300Mbps, actual test rate can reach more than 100Mbps.

- A. True
- B. False

**Answer:** [B \(LEAVE A REPLY\)](#)

**NEW QUESTION: 142**

If AP wants to get the IP address of AC through NS Server, the first thing is to get the IP address of their own IP address, the DHCP Server and DNS.

- A. True
- B. False

**Answer:** [A \(LEAVE A REPLY\)](#)

**NEW QUESTION: 143**

The eSight network management system is Huawei's dedicated network management platform, so you can only manage Huawei's own devices.

- A. False
- B. True

**Answer:** [A \(LEAVE A REPLY\)](#)

**NEW QUESTION: 144**

Which of the following is the command to restart the AC6605?

- A. [AC6605] reload
- B. [AC6605] reboot
- C. <AC6605> reboot
- D. <AC6605> reload

**Answer:** [C \(LEAVE A REPLY\)](#)

**NEW QUESTION: 145**

When the AC is a side-by-side networking, if the data is directly forwarded, the data stream ( ) AC; if the data is in tunnel forwarding mode, the data stream ( ) AC.

- A. pass through, not pass through
- B. not pass through, pass through
- C. not pass through, not pass through
- D. pass through.pass through

**Answer: B (LEAVE A REPLY)**

#### **NEW QUESTION: 146**

What is available of the following that support the 802.11 standard of 5G frequency band?  
(Multiple Choice)

- A. 802.11a
- B. 802.11n
- C. 802.11b
- D. 802.11
- E. 802.11ac
- F. 802.11g

**Answer: (SHOW ANSWER)**

#### **NEW QUESTION: 147**

When deploying APs on multiple floors of a building, the factor to be aware of is (Select 3 Answers).

- A. In order not to affect the appearance, the AP should be hidden in the ceiling
- B. Unified planning channel
- C. Other interference signals
- D. Material of the wall

**Answer: B,C,D (LEAVE A REPLY)**

#### **NEW QUESTION: 148**

Which of the following description for PSK certification is correct? (Multiple Choice)

- A. The process of PSK certification is like the process of shared-key authentication, so the same safety
- B. PSK certification need to configure the same pre-shared key in the wireless client and equipment client
- C. PSK certification is through four handshake Key negotiation to verify the legitimacy of the STA side Key
- D. WPA and WPA2 are both support PSK certification

**Answer: B,C,D (LEAVE A REPLY)**

#### **NEW QUESTION: 149**

What is the AP connected to the AC through the wired network in the WDS network?

- A. Leaf AP
- B. Master AP
- C. Root AP
- D. Middle AP

**Answer:** ([SHOW ANSWER](#))

**NEW QUESTION: 150**

CCMP encryption is more secure than TKIP encryption because of its security.

- A. Adopting a more complex encryption algorithm
- B. Added a message integrity check mechanism
- C. Adopt a longer IV
- D. Added a key distribution mechanism, no longer using a single key

**Answer:** ([SHOW ANSWER](#))

**NEW QUESTION: 151**

What is the recommended AC-ID for the Huawei wireless controller when configuring the WLAN service of the enterprise network?

- A. cmcc (China Mobile)
- B. cuc (China Unicom)
- C. other (Other)
- D. ctc (China Telecom)

**Answer:** D ([LEAVE A REPLY](#))

**Valid H12-311-ENU Dumps** shared by BraindumpsPass.com for Helping Passing H12-311-ENU Exam! BraindumpsPass.com now offer the **newest H12-311-ENU exam dumps**, the BraindumpsPass.com H12-311-ENU exam **questions have been updated** and **answers have been corrected** get the **newest** BraindumpsPass.com H12-311-ENU dumps with Test Engine here: <https://www.braindumpspass.com/Huawei/H12-311-ENU-practice-exam-dumps.html> (**300** Q&As Dumps, **40%OFF** Special Discount: **Exam-Tests**)

**NEW QUESTION: 152**

In the WDS point-to-point network, the backbone link between the Root AP and the Leaf AP is connected in the 5 GHz band. The channel used by the Root AP is 149. Which of the following channels should the Leaf AP use?

- A. 157
- B. 153
- C. all of the above except for 149
- D. 149

**Answer: D ([LEAVE A REPLY](#))**

**NEW QUESTION: 153**

Which of the following functions do Huawei WLAN planning tool not have?

- A. support automatic identification marking obstacles
- B. support export standard WLAN planning report
- C. support the regionalism of common coverage and major coverage
- D. support automatically process the cloth of AP location

**Answer: A ([LEAVE A REPLY](#))**

**NEW QUESTION: 154**

In China, the WLAN band supported by regulations is

- A. 5.725-5.850GHz
- B. 5.15-5.25GHz
- C. 5.25-5.35GHz
- D. 2.4-2.4835GHz

**Answer: A,D ([LEAVE A REPLY](#))**

**NEW QUESTION: 155**

Which of the following is wireless LAN standards originally formulated by IEEE?

- A. IEEE 802.11
- B. IEEE 802.10
- C. IEEE 802.12
- D. IEEE 802.16

**Answer: ([SHOW ANSWER](#))**

**NEW QUESTION: 156**

Which of the following is included in the 82.802.11 WLAN CSMA/CA mechanism (Select 3 Answers)?

- A. Carrier Sense
- B. Multiple Access
- C. Conflict Detection
- D. Conflict Avoidance

**Answer: A,B,D ([LEAVE A REPLY](#))**

**NEW QUESTION: 157**

Which configuration methods does the wireless controller support (Select 3 Answers)?

- A. eSight configuration
- B. telnet configuration
- C. LLDP configuration
- D. console port configuration

**Answer: A,B,D ([LEAVE A REPLY](#))**

**NEW QUESTION: 158**

The conditions for switching triggers are generally set (Select 2 Answers).

- A. Start the switch after the STA reaches a certain distance from the original AP.
- B. Set the signal strength ratio between the current AP and the neighbor AP, and switch to the threshold.
- C. Check the packet loss rate and start switching when the packet loss rate reaches a certain value.
- D. Start the switch when the network speed is very slow when it is associated with the original AP.

**Answer: B,C ([LEAVE A REPLY](#))**

**NEW QUESTION: 159**

When planning with the WLAN Planner tool and opening the simulation, it was found that the signal coverage was 100%, which means that the plan is reasonable.

- A. False
- B. True

**Answer: A ([LEAVE A REPLY](#))**

**NEW QUESTION: 160**

For shared key authentication, the following description is wrong.

- A. Shared key requires the user and AP to use the same shared key
- B. The disadvantage of shared key is that it is not scalable and not very secure.
- C. For thin APs, the shared key is preset in the AC.
- D. After using shared key authentication, WEP encryption must be used.

**Answer: ([SHOW ANSWER](#))**

**NEW QUESTION: 161**

802.11b supports () channels in the United States, where one channel does not overlap?

- A. 14; 6
- B. 14;3
- C. 11;6
- D. 11;3

**Answer: ([SHOW ANSWER](#))**

**NEW QUESTION: 162**

Unlike the 802.11a/b/g standard, the 802.11n protocol is a dual-band mode of operation (supporting two operating bands of 2.4 GHz and 5 GHz).

- A. False
- B. True

**Answer: B ([LEAVE A REPLY](#))**

**NEW QUESTION: 163**

What is the command to check online users on the AC?

- A. display user-interface console 0
- B. display access-user
- C. display local-user
- D. display users all

**Answer: B ([LEAVE A REPLY](#))**

**NEW QUESTION: 164**

According to the direction, WLAN antennas can be classified into () antennas and () antennas. (Multiple choice)

- A. Orientation
- B. Omnidirectional
- C. Paraboloid
- D. Plate shape

**Answer: A,B ([LEAVE A REPLY](#))**

**NEW QUESTION: 165**

WLAN APs can be powered by (Select 3 Answers).

- A. POE adapter
- B. POE switch
- C. RF cable
- D. Independent power adapter

**Answer: ([SHOW ANSWER](#))**

**NEW QUESTION: 166**

What factors of the following will lead to users can not search wireless network signal? (Multiple Choice)

- A. wireless controller is configured with user isolation function
- B. user wireless network card do not start or wireless network card hardware switch is not open
- C. AP is configured with 5G priority, leading to 2.4G wireless client can not to search signal
- D. wireless network card driver anomalies

**Answer: B,D ([LEAVE A REPLY](#))**

**dumps**, the BraindumpsPass.com H12-311-ENU exam **questions have been updated** and **answers have been corrected** get the **newest** BraindumpsPass.com H12-311-ENU dumps with Test Engine here: <https://www.braindumps.com/Huawei/H12-311-ENU-practice-exam-dumps.html> (**300** Q&As Dumps, **40%OFF** Special Discount: **Exam-Tests**)

**NEW QUESTION: 167**

In the process of the Fit AP discovering the AC, the first step is for the AP to check whether there is a list of pre-configured static AC IP addresses.

- A. FALSE
- B. TRUE

Answer: [\(SHOW ANSWER\)](#)

**NEW QUESTION: 168**

Which of the following options is the maximum rate supported by the 802.11g protocol?

- A. 22Mbps
- B. 54Mbps
- C. 108Mbps
- D. 11Mbps

Answer: **B** ([LEAVE A REPLY](#))

**NEW QUESTION: 169**

How many wireless AP are there in a BSS?

- A. 3
- B. 1
- C. 4
- D. 2

Answer: **B** ([LEAVE A REPLY](#))

**NEW QUESTION: 170**

If PoE is enabled on the switch, you can no longer access legacy devices on these interfaces.

- A. True
- B. False

Answer: **B** ([LEAVE A REPLY](#))

**NEW QUESTION: 171**

The 802.11 protocol that defines the quality of service in WLAN is .

- A. 802.11e
- B. 802.11n
- C. 802.11i

D. 802.11f

**Answer: A ([LEAVE A REPLY](#))**

**NEW QUESTION: 172**

Huawei's AP products can only support one SSID.

A. False

B. True

**Answer: A ([LEAVE A REPLY](#))**

**NEW QUESTION: 173**

The Mesh network allows redundant Mesh links to exist. Therefore, you can configure STP to ensure that loops do not occur on Mesh links.

A. FALSE

B. TRUE

**Answer: ([SHOW ANSWER](#))**

**NEW QUESTION: 174**

After a wireless user connects to a wireless signal point, they cannot obtain an IP address. What are the possible reasons (Select 2 Answers)?

A. The DHCP server is not configured in the VLAN where the user is located. The dhcp-enable command is not configured on the

B. The MAC address of the user device has been added to the blacklist.

C. wlan-ess virtual interface.

D. The user-specified authentication password is incorrect.

**Answer: A,C ([LEAVE A REPLY](#))**

**NEW QUESTION: 175**

Connected by multiple AP and network infrastructure mode of distributed system, also known as ().

A. Basic Service Area

B. Basic Service Set

C. Extended Service Set

D. Extended Service Area

**Answer: ([SHOW ANSWER](#))**

**NEW QUESTION: 176**

Engineer A deployed a large number of AP during the project implementation process. It was found that there were only 16 AP on AP, and it was not fixed 16. The following reasons which is correct?

A. License number reaches the upper limit

B. AP failure can't be online

C. AP authentication mode is mac-auth or sn-auth, which causes some AP failed to go online.

D. Some POE switches fail and AP can't go online.

**Answer:** ([SHOW ANSWER](#))

#### **NEW QUESTION: 177**

The following statement is correct (Select 3 Answers).

A. WAPI is China's wireless LAN national standard system

B. WPA2 PSK authentication requires the user to enter a username and password to connect

C. WPA2 uses 802.1X authentication

D. When the user obtains the IP address successfully, the user triggers the HTTP packet of the user. At this time, the user is forced to redirect to the portal server to perform the authentication process.

**Answer:** A,C,D ([LEAVE A REPLY](#))

#### **NEW QUESTION: 178**

For outdoor WLAN coverage scenarios, which of the following descriptions is correct?

A. The higher the antenna gain, the stronger the antenna directivity and the weaker the radiation gain directly below the antenna

B. The feeder interface must match the selected antenna

C. The length of the feeder must not exceed 2 meters

D. Outdoor antennas should not blindly pursue high gain

**Answer:** C ([LEAVE A REPLY](#))

#### **NEW QUESTION: 179**

Which of the following statement is correct about WDS? (Multiple Choice)

A. Good extensibility, and without laying a new cable connection and deploy more AP

B. WDS default to 2.4 GHz frequency band as bridge frequency band

C. Huawei indoor AP does not support function of WDS

D. Two independent local area network (LAN) via wireless bridge connection, and provides data transmission between them

**Answer:** ([SHOW ANSWER](#))

#### **NEW QUESTION: 180**

The following is a description of TKIP encryption. The error is .

A. TKIP encryption.

B. The motivation for developing TKIP encryption is to upgrade the security of legacy WEP hardware. Added the mechanism of key generation, management and delivery in

C. The length of the IV used in A.TKIP encryption is 24bits.

D. TKIP encryption uses the same encryption algorithm as WEP encryption.

**Answer: C ([LEAVE A REPLY](#))**

**NEW QUESTION: 181**

The port of the CAPWAP protocol control channel is UDP5247, and the port of the data channel is UDP5246.

- A. True
- B. False

**Answer: ([SHOW ANSWER](#))**

**Valid H12-311-ENU Dumps** shared by BraindumpsPass.com for Helping Passing H12-311-ENU Exam! BraindumpsPass.com now offer the **newest H12-311-ENU exam dumps**, the BraindumpsPass.com H12-311-ENU exam **questions have been updated** and **answers have been corrected** get the **newest** BraindumpsPass.com H12-311-ENU dumps with Test Engine here: <https://www.braindumps.com/Huawei/H12-311-ENU-practice-exam-dumps.html> (**300 Q&As Dumps, 40%OFF Special Discount: Exam-Tests**)

**NEW QUESTION: 182**

The antenna configuration of MIMO is usually expressed as "M\*N", where what does M and N mean (Select 2 Answers)?

- A. N indicates the number of transmission antennas
- B. N indicates the number of receiving antennas
- C. M indicates the number of receiving antennas
- D. M indicates the number of transmission antennas

**Answer: B,D ([LEAVE A REPLY](#))**

**NEW QUESTION: 183**

IEEE is the standards organization responsible for United States radio frequency use.

- A. False
- B. True

**Answer: A ([LEAVE A REPLY](#))**

**NEW QUESTION: 184**

If an AP has been added offline, the AP can go online directly.

- A. True
- B. False

**Answer: ([SHOW ANSWER](#))**

**NEW QUESTION: 185**

Which is the correct statement of following options? (Multiple choice)

- A. The user can implement roaming under different SSID.
- B. Actually, BSSID is MAC address of the AP, which used to identify the AP management of BSS. BSSID and SSID are one-to-one mapping within the same AP.
- C. In one ESS, the SSID are the same, but each AP with the matching BSSID in one ESS is not the same. If one AP can support many SSID, then AP can distribute different BSSID to correspond these SSID.
- D. A wireless local area network (LAN) can be divided into several sub-network which require different authentication by SSID Technology. Each sub-network needs independent of the authentication. Only authenticated users can enter the corresponding subnet, to prevent unauthorized users to access the network.

**Answer: B,C,D (LEAVE A REPLY)**

#### **NEW QUESTION: 186**

What kind of technology is implemented by the 802.11a protocol?

- A. DSSS
- B. OFDM
- C. MIMO
- D. FHSS

**Answer: B (LEAVE A REPLY)**

#### **NEW QUESTION: 187**

A company wants to deploy WLAN. The company has purchased a number of wireless AP that support 802.11n. When the WLAN is deployed, only 802.11n-enabled wireless clients can connect to the company's WLAN.

- A. TRUE
- B. FALSE

**Answer: B (LEAVE A REPLY)**

#### **NEW QUESTION: 188**

In an 802.11 frame, the terminal needs to obtain access rights to the wireless medium. Which control message need to be sent?

- A. CTS
- B. ACK
- C. RTS
- D. PS-Poll

**Answer: C (LEAVE A REPLY)**

#### **NEW QUESTION: 189**

What are the upgrade modes of Huawei Wireless AP (Select 2 Answers)?

- A. AC Download

- B. FTP Server Download
- C. AP Comes with
- D. BAS Download

**Answer: A,B ([LEAVE A REPLY](#))**

**NEW QUESTION: 190**

What are the prerequisites for users to implement Layer 3 roaming (Select 3 Answers)?

- A. User roaming requires two AP signals to be covered with overlapping areas
- B. Two APs for user roaming switch must have the same VLAN
- C. The SSID released by the two APs of the user roaming switch must have the same authentication method.
- D. The two APs of the user roaming switch must have the same SSID.

**Answer: ([SHOW ANSWER](#))**

**NEW QUESTION: 191**

The electrical performance indicators of Antenna do not include ().

- A. polarization mode
- B. power size
- C. gain
- D. lobe width

**Answer: B ([LEAVE A REPLY](#))**

**NEW QUESTION: 192**

An engineer received a customer complaint, the signal in the room was not good. The engineer suspected that the channel interference was serious. Use the following command to view the AP RF information in the room and get the following output. Which of the following statement is wrong?

```
[[AC6605] display radio ap-id 0
```

```
CH/BW: Channel/Bandwidth
```

```
CE: Current EIRP (dBm)
```

```
ME: Max EIRP (dBm)
```

```
CU: Channel utilization
```

```
-----  
AP ID Name RfID Band Type Status CH/BW CE/ME STA CU
```

```
0 ap-2 0 2.4G bgn on 1/20M 27/27 0 31%
```

```
0 ap-2 0 5G an on 149/20M 28/28 0 2%
```

```
-----  
Total: 2
```

- A. The current channel of the AP in the 2.4G band is 1, and the channel in the 5G band is 149.
- B. AP can support 802.11ac because the AP supports the 5G band.

- C. AP has two RF ports.
- D. The ap-id of the AP is 0.

**Answer: B (LEAVE A REPLY)**

#### **NEW QUESTION: 193**

According to the following configuration example, the following statement is correct.

```
[AC] dhcp enable [AC] interface VLANif100
[AC-VLANif100] ip address 10.1.100.1 24
[AC-VLANif100] dhcp select interface
[AC-VLANif100] quit
```

- A. The DHCP service is enabled by default in the global mode, so the dhcp enable can be configured. The
- B. If VLAN 100 is a user VLAN, the gateway is 10.1.100.1 and the mask is 255.255.255.0 after the user receives the address.
- C. If VLAN 100 is the management VLAN where the AP is located, the option 43 field in the DHCP message received by the AP should be 10.1.100.1.
- D. dhcp select interface command enables the DHCP client function on the interface of VLAN 100.

**Answer: B (LEAVE A REPLY)**

#### **NEW QUESTION: 194**

If a wireless client connecting the same SSID wants to roam from one AP to another, what is the area of the signal overlap between the two APs?

- A. No need to overlap
- B. 50%
- C. 10%-15%
- D. 100%

**Answer: D (LEAVE A REPLY)**

#### **NEW QUESTION: 195**

If a wireless client is connected to the same SSID of two APs, then what determines which wireless AP the wireless terminal is connected to?

- A. SSID
- B. BSA
- C. ESSID
- D. BSSID

**Answer: D (LEAVE A REPLY)**

#### **NEW QUESTION: 196**

In the WLAN, ACK frame belongs to what type of frame?

- A. Control Frame

- B. empty data frame
- C. management frames
- D. Data Frame

**Answer: A (LEAVE A REPLY)**

**Valid H12-311-ENU Dumps** shared by BraindumpsPass.com for Helping Passing H12-311-ENU Exam! BraindumpsPass.com now offer the **newest H12-311-ENU exam dumps**, the BraindumpsPass.com H12-311-ENU exam **questions have been updated** and **answers have been corrected** get the **newest** BraindumpsPass.com H12-311-ENU dumps with Test Engine here: <https://www.braindumps.com/Huawei/H12-311-ENU-practice-exam-dumps.html> (300 Q&As Dumps, **40%OFF Special Discount: Exam-Tests**)

**NEW QUESTION: 197**

Which of the following methods does Huawei AC perform load balancing according to?

- A. AC periodically queries the number of STAs associated with an AP.
- B. The AP periodically sends information about the STA associated with it to the AC.
- C. The STA periodically reports the currently associated AP identifier.
- D. The STA periodically searches for the neighboring AP information and reports the AP identifier through the associated AP.

**Answer: B (LEAVE A REPLY)**

**NEW QUESTION: 198**

The following is a description of TKIP encryption. The error is .

- A. TKIP encryption.
- B. The motivation for developing TKIP encryption is to upgrade the security of legacy WEP hardware.
- C. The length of the IV used in A.TKIP encryption is 24bits.
- D. TKIP encryption uses the same encryption algorithm as WEP encryption.

**Answer: C (LEAVE A REPLY)**

**NEW QUESTION: 199**

What is the maximum rate supported by the original 802.11 protocol?

- A. 5.5
- B. 11
- C. 2
- D. 1

**Answer: C (LEAVE A REPLY)**

**NEW QUESTION: 200**

If the terminal supports both 5 GHz and 2.4 GHz functions at the same time, the AP can be configured to control such terminals to preferentially access 5 GHz.

- A. FALSE
- B. TRUE

**Answer: B ([LEAVE A REPLY](#))**

**NEW QUESTION: 201**

The MEth0/0/1 interface on the AC6605 is used for inband network management. The default address is

192.168.1.1/24 and cannot be modified.

- A. False
- B. True

**Answer: A ([LEAVE A REPLY](#))**

**NEW QUESTION: 202**

Among the following encryption methods, the best security is.

- A. WEP encryption
- B. CCMP encryption
- C. Clear text encryption
- D. TKIP encryption

**Answer: ([SHOW ANSWER](#))**

**NEW QUESTION: 203**

Which of the following WLAN signals pass through (Select 2 Answers).

- A. Concrete wall
- B. Gypsum board
- C. Brick wall
- D. Glass window (colorless)

**Answer: B,D ([LEAVE A REPLY](#))**

**NEW QUESTION: 204**

What is the maximum number of APs that can be managed by the ACU board of the Huawei plug-in controller?

- A. 256
- B. 512
- C. 128
- D. 1024

**Answer: A ([LEAVE A REPLY](#))**

**NEW QUESTION: 205**

The gain of antenna A is 11dBi, and the gain of antenna B is 8dBi. It can be said that antenna A has a larger gain than antenna B.

- A. 3dBi
- B. 3dB
- C. Uncertain
- D. 3dBd

**Answer: A,B,C ([LEAVE A REPLY](#))**

**NEW QUESTION: 206**

Which of the following protocols are IEEE 802.11 standards (Select 3 Answers)?

- A. 802.11a/b/g/n
- B. 802.11i
- C. 802.1X
- D. 802.11s

**Answer: A,B,D ([LEAVE A REPLY](#))**

**Valid H12-311-ENU Dumps** shared by BraindumpsPass.com for Helping Passing H12-311-ENU Exam! BraindumpsPass.com now offer the **newest H12-311-ENU exam dumps**, the BraindumpsPass.com H12-311-ENU exam **questions have been updated** and **answers have been corrected** get the **newest** BraindumpsPass.com H12-311-ENU dumps with Test Engine here: <https://www.braindumpspass.com/Huawei/H12-311-ENU-practice-exam-dumps.html> (**300** Q&As Dumps, **40%OFF** Special Discount: **Exam-Tests**)